

GEETA DEVI DAV PUBLIC SCHOOL

BHANDARKOLA, SATAR ROAD & DEOGHAR, RATLE

**CREATIVE SUMMMER VACATION
ASSIGNMENT
SESSION (2026-27)
CLASS - UKG**

Activity - 2

2. Nature Walk:

Take a morning walk with your ward and gather:

- > fallen leaves of various shapes, sizes, and colors.

Pasting them in their school scrap book as per their shapes, colour and sizes would be a great fun.



Activity - 3

WORLD ENVIRONMENT DAY (5TH JUNE):

3 a. Bird Feeder:

Best Out Of Waste



- > Before you choose which bird feeder to make, do some research with your ward into what birds live in your neighborhood, where they live, and what they eat. Once you know all about the birds you'll be feeding you can choose the best bird feeder for them.



- > Once you have decided on the kind of bird you will like to feed you can decide on the feeder type.



We have given few ideas with pictures to make it easy for you to understand.
Use any waste material to create your bird feeder.

Material that can be used :

Empty Plastic bottles or plastic cans, milk jug etc.



- > Once your feeder is ready place a bowl of water and food for birds outside your home or on the terrace to beat the heat.



Ideas for Bird Feeders

Plastic Bottle Feeder



Milk Jug Feeder




Cereal String Feeder



A.

D.E.A.R Activity



D.E.A.R (Drop Everything and Read). Set aside time to read together at home. Bedtime and other quiet times, like the afternoon, work well. Cuddle with your child and read their favorite book using lots of voice modulation. This will help them in developing their reading habit.



Some of the suggestions are given below

Books like:

- I can Read (Level 1), Good Night Series, Very Hungry Caterpillar etc.
- You can give them the picture books, coloring books, and story books to explore.



Follow up Activity:



- 1 Ask them to recall the characters and incidents from the stories.
- 2 Find out their favourite character and why?
- 3 Find out who their favorite character and why. Once your child chooses their favorite character, do some research together about the character? Help them color the picture on an A4 size sheet and let your child have fun drawing.

Note: We are not looking for neatness and perfection; we want the children to enjoy creating their favorite character in their own ways.



B.

I DO & I LEARN

Activity -1

- 1 Remember to do these things every day to help your parents and grandparents:



- ☆ Help your mother to set up the dining table before lunch and dinner.



- ☆ Remember to wear your apron while doing your activities and use mat while eating. Fold the apron and mat after its use.



- ☆ Help your parents by watering the plants in your garden or terrace.



- ☆ Ensure to keep your Toys in their place after playing.



- ☆ You can help your grandparents in small age appropriate things like bringing them water, helping them in their medicines, bringing them their eye glasses etc.



FUN WITH CVC WORDS

Activity: Wind Chime

Creating a wind chime with CVC (Consonant-Vowel-Consonant) words can be a fun and educational activity! Enjoy making it with your ward and have fun listening to the sounds of CVC words!



MATERIALS REQUIRED:

- ★ Index cards or cards cut from thick chart paper or cardboard
- ★ Crayon stick or coloured marker
- ★ Punch machine
- ★ String or yarn (12-18 inches long)
- ★ Small bells or shells
- ★ Wooden stick or a big ring (or any shape you want to cut)



INSTRUCTIONS:

- 1 Choose CVC words:**
Select a few CVC words with the 'a' sound such as cat, pan, bag, dam, etc. You can write 15-21 words on your cards.
- 2 Write the words:**
Write each word clearly on an index card or cardboard piece using a marker.
- 3 Punch holes:**
Make a hole at the top of each card using a hole puncher.
- 4 Attach bells:**
Cut strings (12-18 inches long). Tie one end to the card and attach a small bell at the bottom.
- 5 Assemble the wind chime:**
Tie all strings to a stick or ring, keeping space between each card.
- 6 Hang and enjoy:**
Hang it near a window or in the garden. When the wind blows, the cards will move and create sounds.



Uppercase and Lowercase Letter Match

Drag and Drop

C

D

E

F

G

H

I

J

K

L

M

N

O

P

Q

R

S

T

U

V

W


X

Y

Z

A a

B

 u f o b k x i
g y j c q n d v r
s m e w l t p z h

चित्र देखकर सही अक्षर पर गोला लगाइए:



र न ल



फ ष ध




ब ज त



च त छ



आ अ उ



त ब क्ष



ह म ल

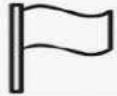



क ख न



ड म द

1. Match the pictures with letters



न
क्ष
फ
क
घ
प
म
त

2. Rearrange the letters in order

ग	च	क	छ	घ	ख	ङ

ड	ट	ण	थ	ढ	त	ठ

Name : _____

Grade : _____

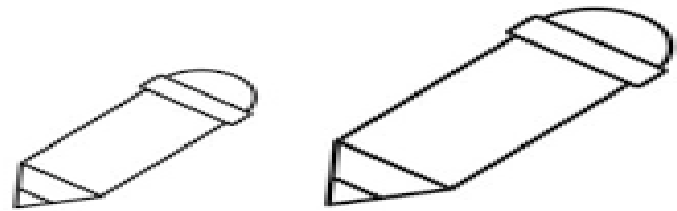
Big and Small

Task: Color according to the BIG and SMALL tags

 Small



 Big




 Big




 Small



 Small



 Big



Count the objects and write the number inside the box.

 <input data-bbox="125 314 309 449" type="text"/>	 <input data-bbox="985 314 1168 449" type="text"/>
 <input data-bbox="125 621 309 756" type="text"/>	 <input data-bbox="985 621 1168 756" type="text"/>
 <input data-bbox="125 921 309 1056" type="text"/>	 <input data-bbox="985 921 1168 1056" type="text"/>
 <input data-bbox="125 1235 309 1370" type="text"/>	 <input data-bbox="985 1235 1168 1370" type="text"/>

Write the First Letter of the Given Picture



























GENERAL QUESTIONS & ANSWERS



1 Q. What is your name?
My name is _____.



2 Q. How old are you?
I am 5 years old.



3 Q. What is your mother's name?
My mother's name is _____.



4 Q. What is your father's name?
My father's name is _____.



5 Q. Where do you live?
I live in New Delhi.



6 Q. In which class do you study?
I study in UKG A.



7 Q. What is your school name?
My school name is Holy Innocents Public School.



8 Q. What is your class teacher's name?
My class teacher's name is Ms. Jyoti Bisht.



9 Q. Do you love your family?
Yes, I love my family.



10 Q. How many members are there in your family?
There are 4 members in my family.



★ SENSE ORGANS & BODY PARTS ★

1 Q. What do you do with your eyes?



2 Q. What do you do with your ears?



3 Q. What do you do with your nose?



4 Q. What do you do with your tongue?



5 Q. What do you do with your skin?



6 Q. What do you do with your hands?



7 Q. What do you do with your legs?



8 Q. How many fingers do you have?



NOTE FOR PARENTS

Kindly ensure that your child learns these questions and answers daily at home.

★ An oral test will be conducted on all these questions after the vacations.





Match



Help Mini and Guddu match the body parts with the activities they do.



EVS

Activity Sheets

Instructions:

- ✓ Take a printout of the following activity sheets.
- ✓ Ask your ward to complete them independently.
- ✓ Keep an eye if help is required.
- ✓ Ensure work is done neatly.

© INNOVATION

-activity Sheet-1



Segregation of Dry and Wet waste



1. Let's sort waste. Cut the pictures given below into dry and wet waste. Paste them in the appropriate bins given below.






WET WASTE






DRY WASTE



Draw or paste wet and dry waste dustbins in the scrapbook.

Must do:

-  Drink lots of water / juices and eat healthy food.
-  Do five good deeds (caring, sharing, etc)
-  Read every day. Watch less of T.V.

-  Learn 2 new English words daily.
-  Do colouring or drawing activity.
-  Speak in English with family for 10-15 minutes.
-  Learn a rhyme or poem.
-  Play outdoor games for 30 minutes.

Remember:

-  Be happy
-  Be kind
-  Be safe

